

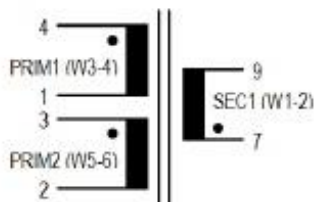


T: + 49 (0) 8282-80037-0
X: + 49 (0) 8282-80037-29
E: blum@blum-germany.com

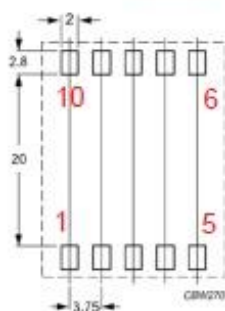
BLUM Germany GmbH, Adolf Kolping Str. 32, 86381 Krumbach

EFD20 KNX Choke

Schéma zapojení / Schematic



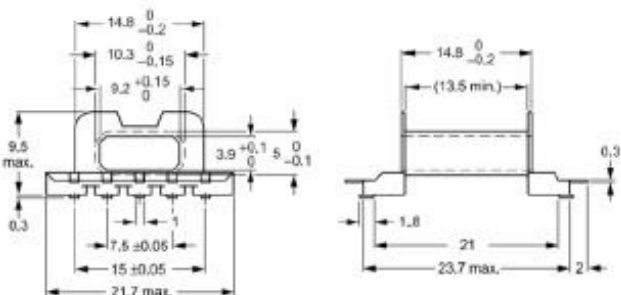
Vývody / Pinout



pohled shora / top view



Max. rozměry / Max. dimensions



Měřené parametry / Measured Parameters

Veličina / Parameter	Hodnota / value	[]	Tolerance
L ₀ PRIM1 / PRIM2	1,2	mH	±10%
Turns ratio PRIM1 : PRIM2 : SEC1	69 : 69 : 141		
R _{DC} PRIM1 / PRIM2 (20°C)	1,15	Ω	Max.
R _{DC} SEC1 (20°C)	2,40	Ω	Max.
I _{SAT} PRIM1 / PRIM2 (20°C)	0,25	A	±20%
Hi-Pot AC PRIM1 + 2 / SEC1	1,0 kV _{eff.} / 50Hz / 1s		
Hi-Pot AC PRIM1 / PRIM2	0,5 kV _{eff.} / 50Hz / 1s		